

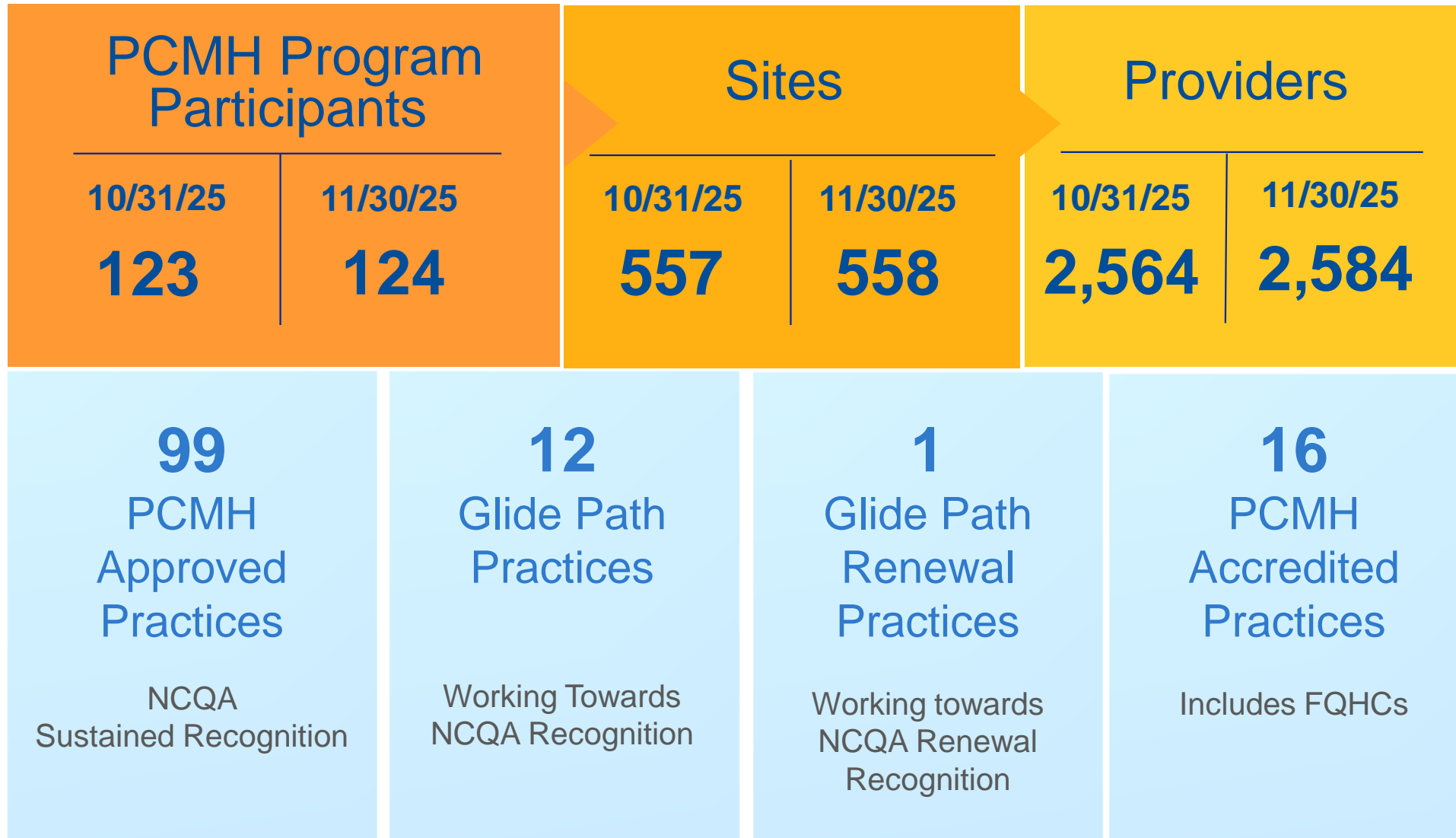
Care Management PCMH Committee

Person-Centered Medical Home
Program Update
December 10, 2025



PCMH Program Status

As of November 30, 2025



Note: 4 Practices have sites in both PCMH & Glide Path Programs

PCMH Approved Practices

PCMH Approved Practices

10/31/25

99

11/30/25

99

New Approved Practices: 0
Completed Glide Path: 0
Moved to Glide Path Renewal: 0
Practices Termed: 0

PCMH Approved Sites

10/31/25

397

11/30/25

399

New Approved Sites: 0
Completed Glide Path: 2
Completed Glide Path Renewal: 0
Sites Termed: 0

PCMH Approved Providers

10/31/25

1,895

11/30/25

1,911

Completed Glide Path: 0
Completed Glide Path Renewal: 0
Providers Added: 25
Providers Termed: 9

PCMH Adult & Pediatric Practices

99 PCMH Approved
Practices

399
PCMH Approved Sites

31 Internal
Medicine
PCMH
Practices
with **166** Sites

21 Family
Medicine
PCMH
Practices
with **116** Sites

65 Pediatric
PCMH
Practices
with **116** Sites

1 Geriatric
PCMH
Practice
with **1** Site

This data reflects current information through November 30, 2025

*Note: 8 Practices have sites in 3 of the 4 categories & 3 Practices have sites in 2 of the 4 categories.
Sites are counted once.*

PCMH Glide Path Practices

Glide Path Practices

10/31/25

12

11/30/25

12

New Practices: 1

Completed Glide Path: 1

Practices Termed: 0

Glide Path Renewal (GPR) Practices

10/31/25

1

11/30/25

1

Completed GPR: 0

Moved to GPR: 0

Glide Path Sites

10/31/25

17

11/30/25

16

New Practice Sites: 1

Completed Glide Path: 2

Sites Termed: 0

Glide Path Providers

10/31/25

47

11/30/25

53

New Providers: 6

Completed Glide Path: 0

Providers Added: 0

Providers Termed: 0

2 Sites 4 Providers

Sites Completed GPR: 0

Sites Moved to GPR: 0

Providers Completed GPR: 0

Providers Moved to GPR: 0

PCMH Accredited Program Participants

Federally Qualified Health Centers (FQHCs) and FQHC look-alikes are program participants*

PCMH Accredited Participants

10/31/25

16

11/30/25

16

No Change

PCMH Accredited Sites

10/31/25

141

11/30/25

141

Sites Added: 0

Sites Terminated: 0

PCMH Accredited Providers

10/31/25

617

11/30/25

616

Providers Added: 1

Providers Terminated: 2

*Federally Qualified Health Centers (FQHCs) and FQHC look-alikes are PCMH program participants if they are pursuing and/or have obtained the Joint Commission Ambulatory Care accreditation with Primary Care Medical Home certification as well as NCQA recognition.



PCMH CY2025 Program Recruitment

Recruitment as of November 30, 2025

- **6 New Practice Sites**
 - 3 New Practice Sites
 - 3 New Sites from Current PCMH Practices
- **14 Providers**
 - 14 From New Practice Sites
 - 0 From New Sites from Current PCMH Practices

Non-PCMH CY2025 Practice Outreach

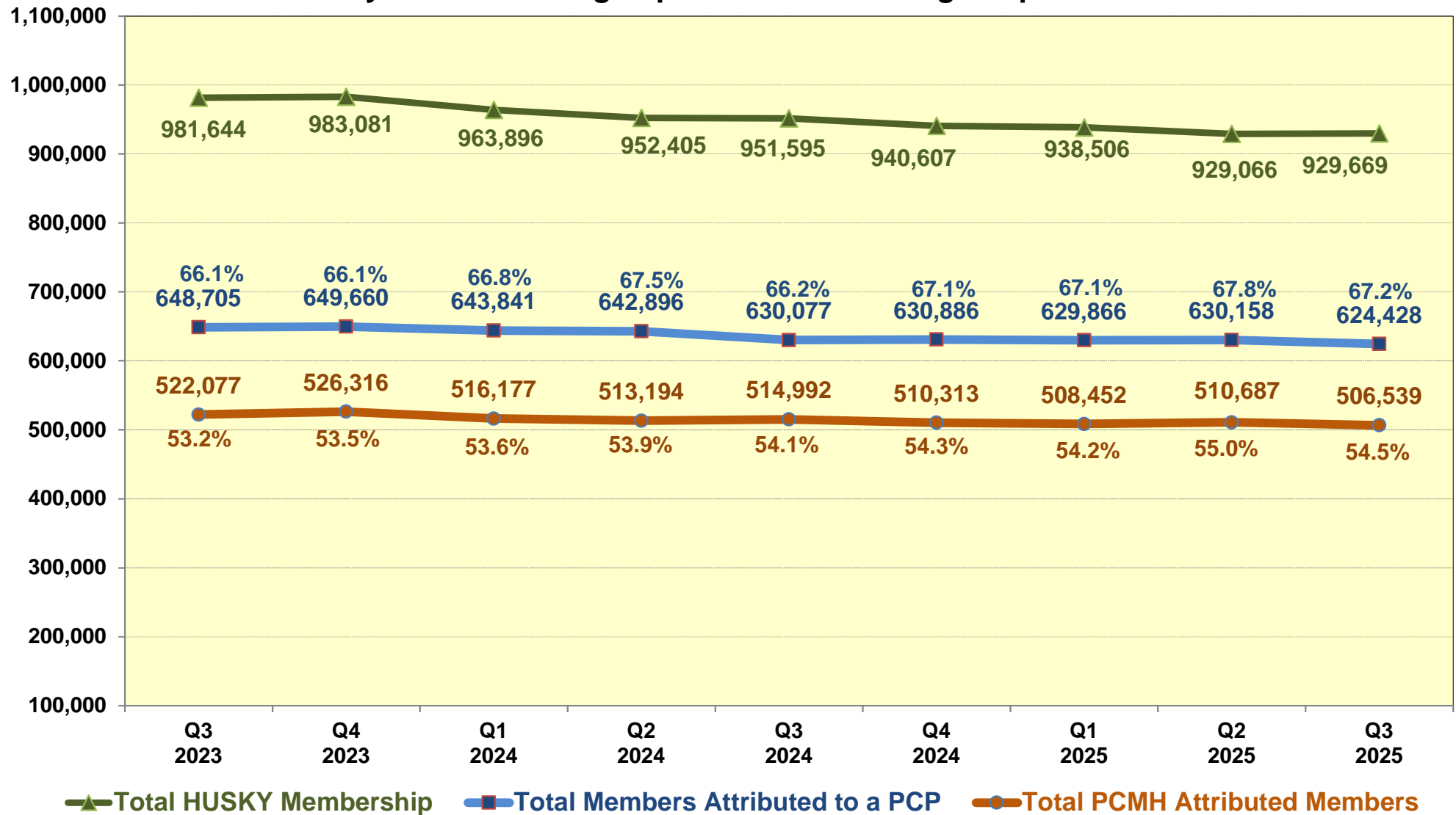
STATUS	#	STATUS	#
Open-Defining Status: Practice has been outreached regarding PCMH but has not meaningfully responded	86	Closed: (Practices gave the following reasons not to pursue PCMH):	94
Open-Educating: Practice has responded to outreach about PCMH and is engaged	57	▪ Additional Work (DSS, NCQA)	8
Open-Interested: Practice has responded to outreach about PCMH, engaged, and is actively interested in PCMH	1	▪ No EHR	26
Watch-List: Practice responded to outreach, was engaged, and has given no definitive reason to close as a PCMH Opportunity	26	▪ Not a PCP	4
		▪ Population - Small Panel	21
		▪ Population - Non-Compliant	4
		▪ Solo Practitioner	15
		▪ Staff Constraint/Turnover	1
		▪ Termed PCMH Practice	15
		Grand Total	264

This data reflects current information through November, 2025

PCMH Program Member Attribution

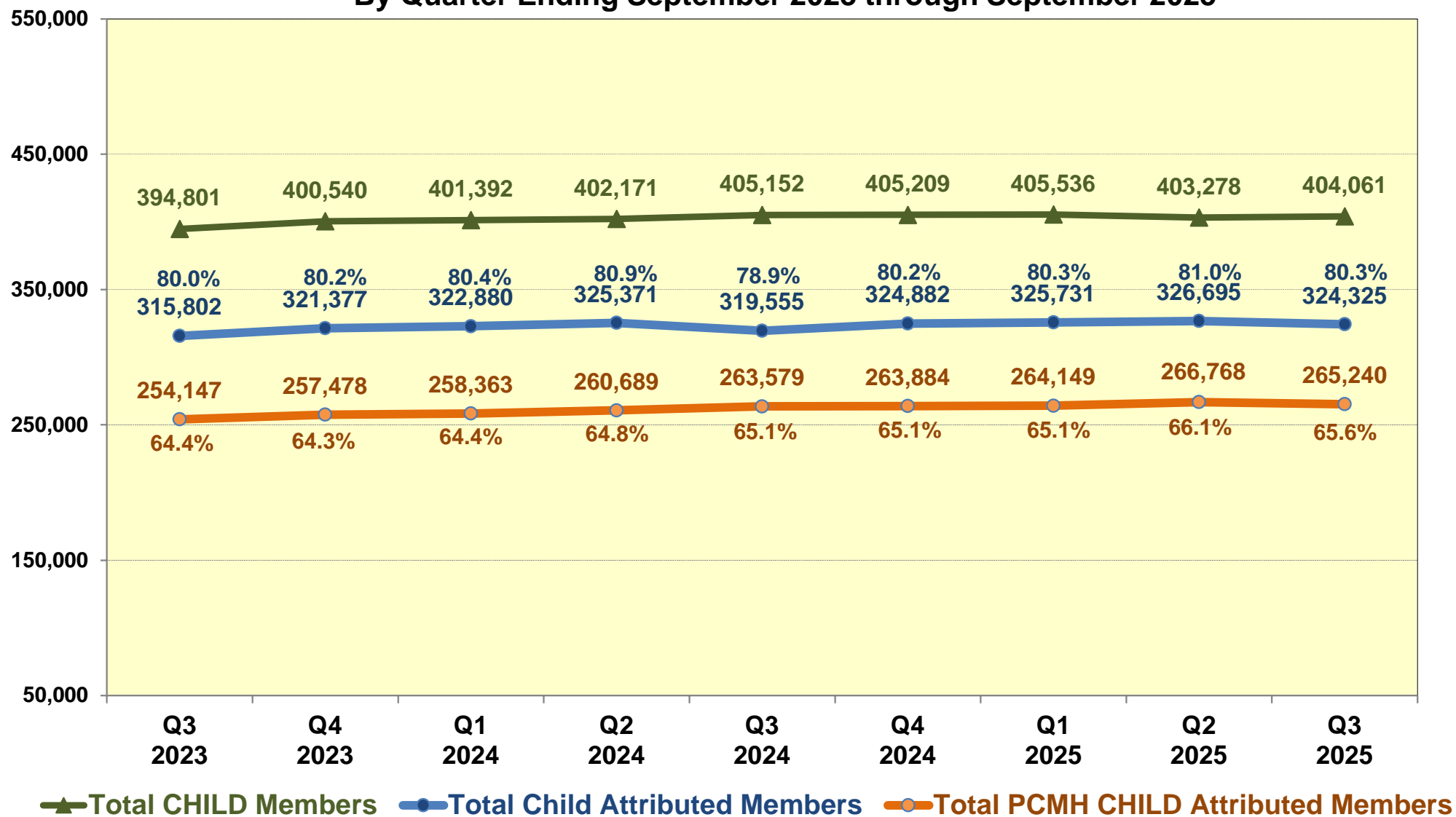
Summary of Total HUSKY Membership, Total Members Attributed to a PCP
and Total PCMH Attributed Members

By Quarter Ending September 2023 through September 2025



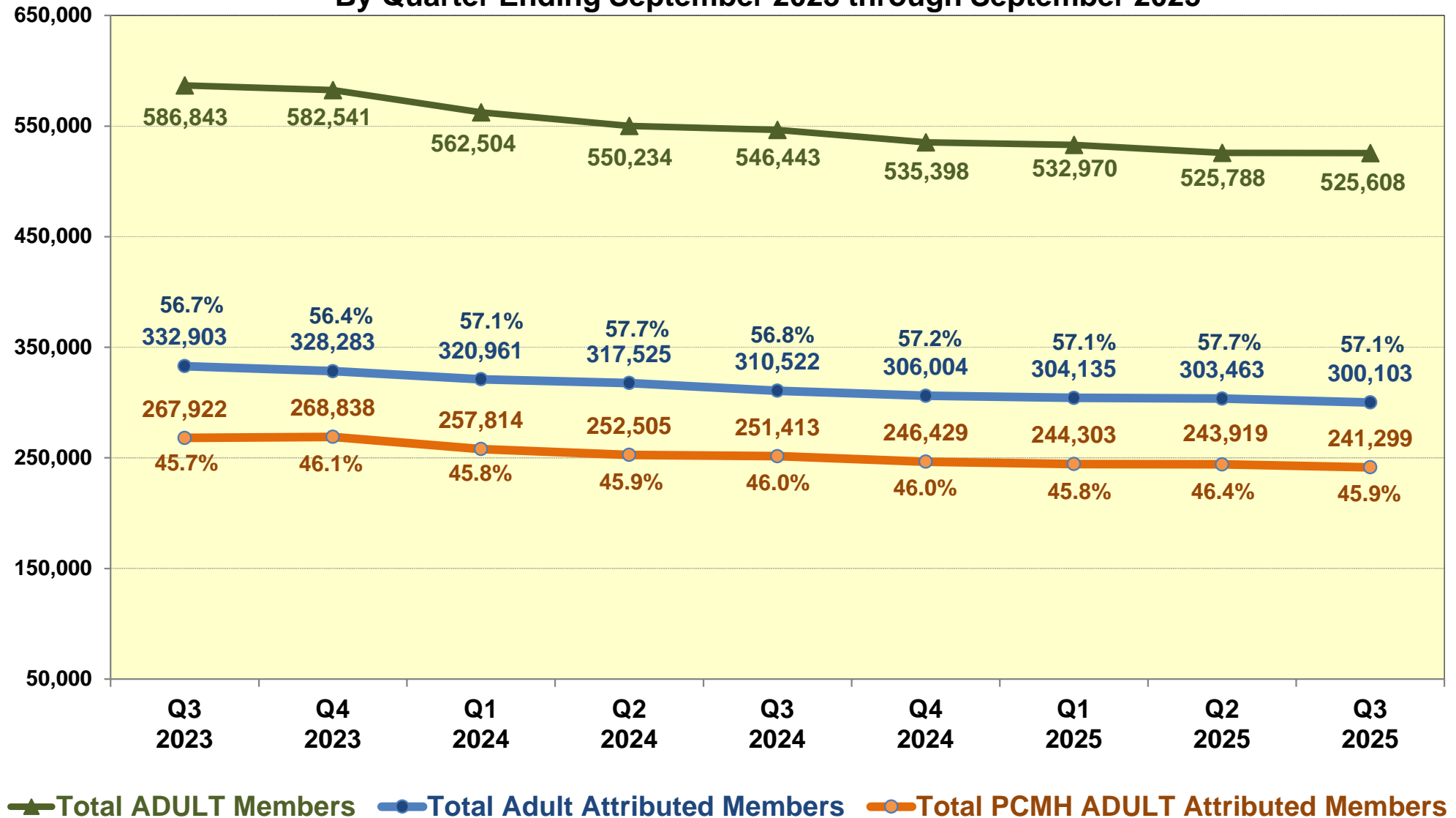
PCMH Program CHILD Member Attribution

Comparison of Total CHILD Members, Total CHILD Attributed Members,
and Total PCMH CHILD Attributed Members
By Quarter Ending September 2023 through September 2025

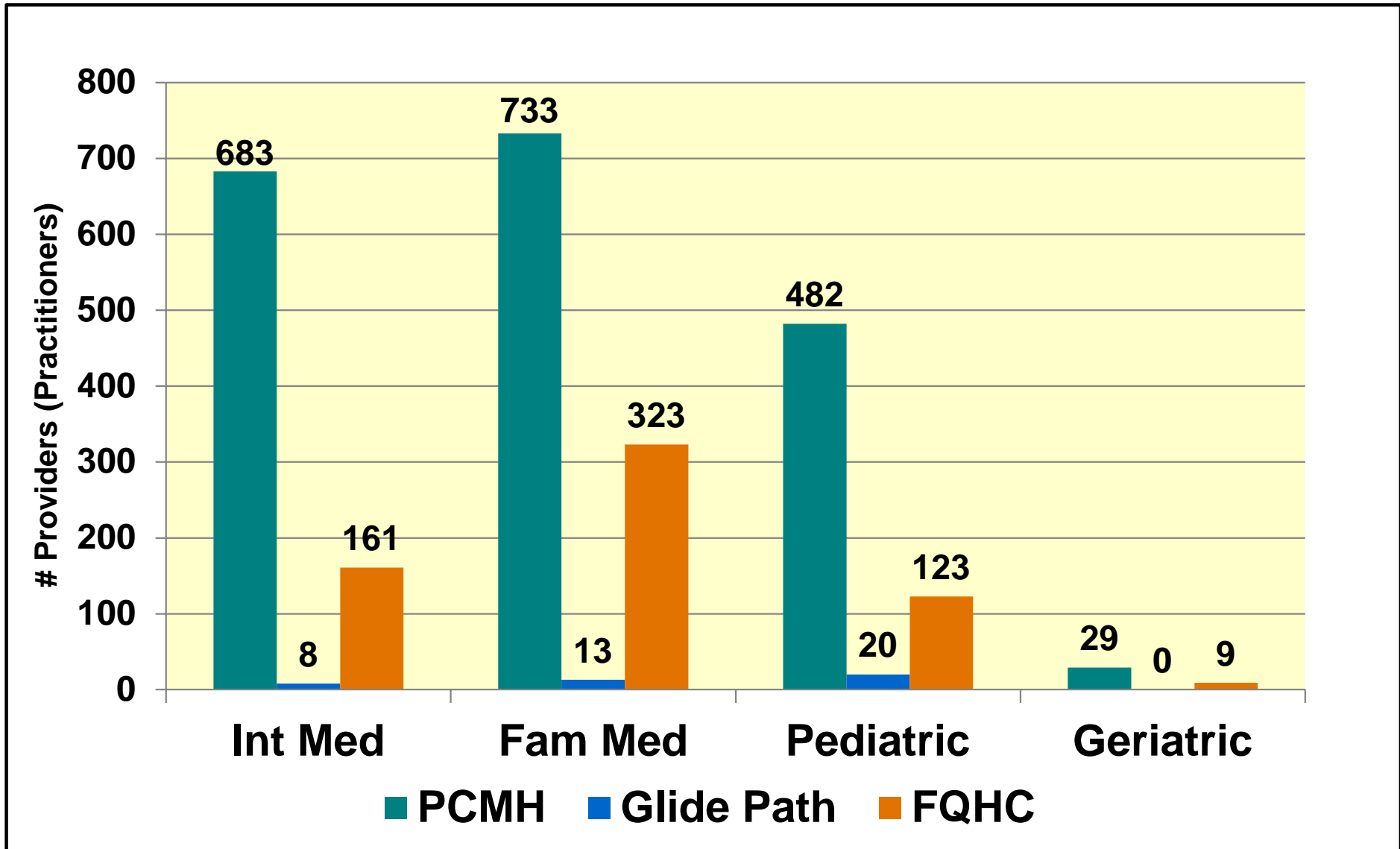


PCMH Program ADULT Member Attribution

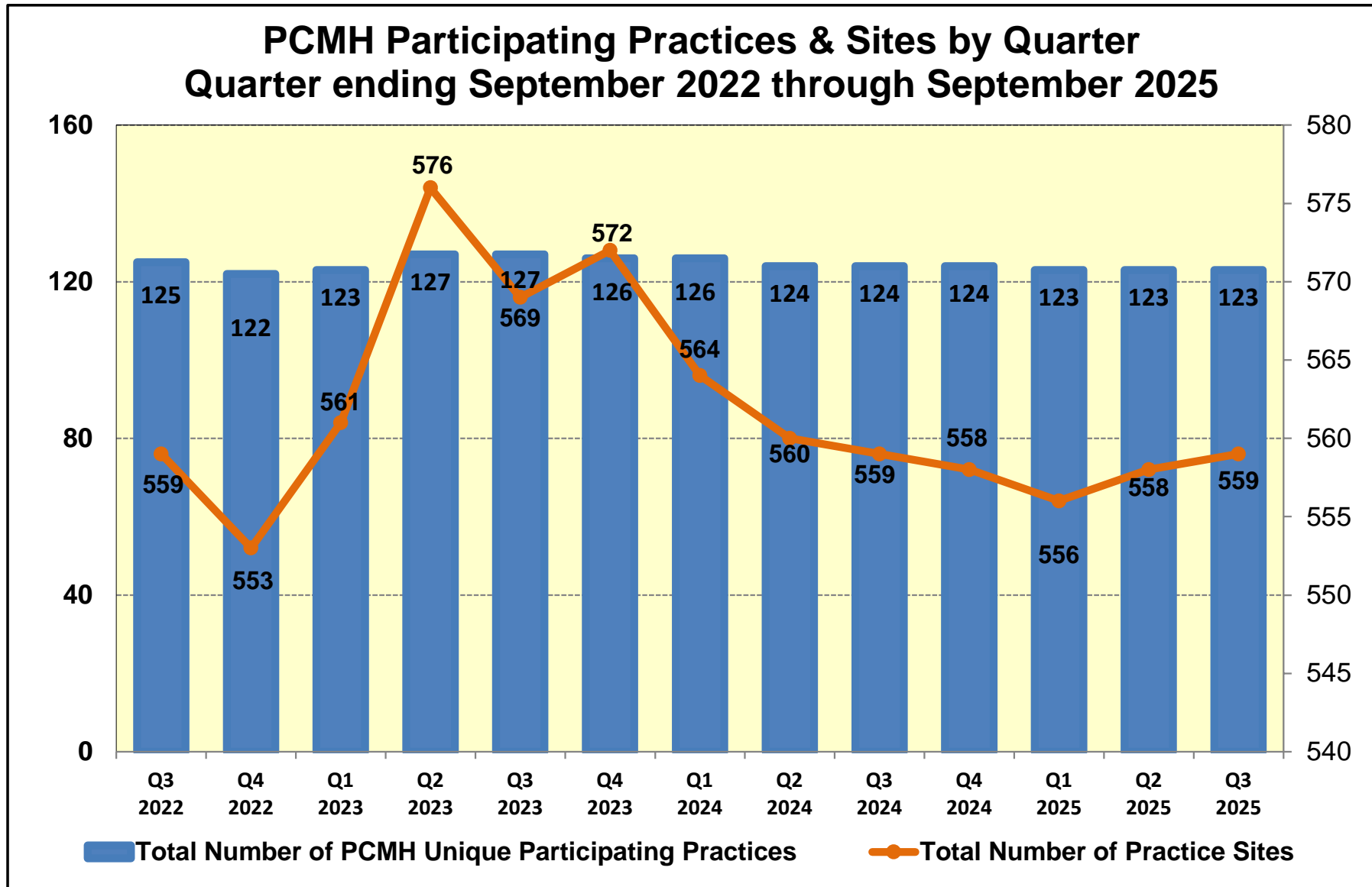
Comparison of Total ADULT Members, Total ADULT Attributed Members,
and Total PCMH ADULT Attributed Members
By Quarter Ending September 2023 through September 2025



Provider Specialty by PCMH Program Participation as of November 30, 2025

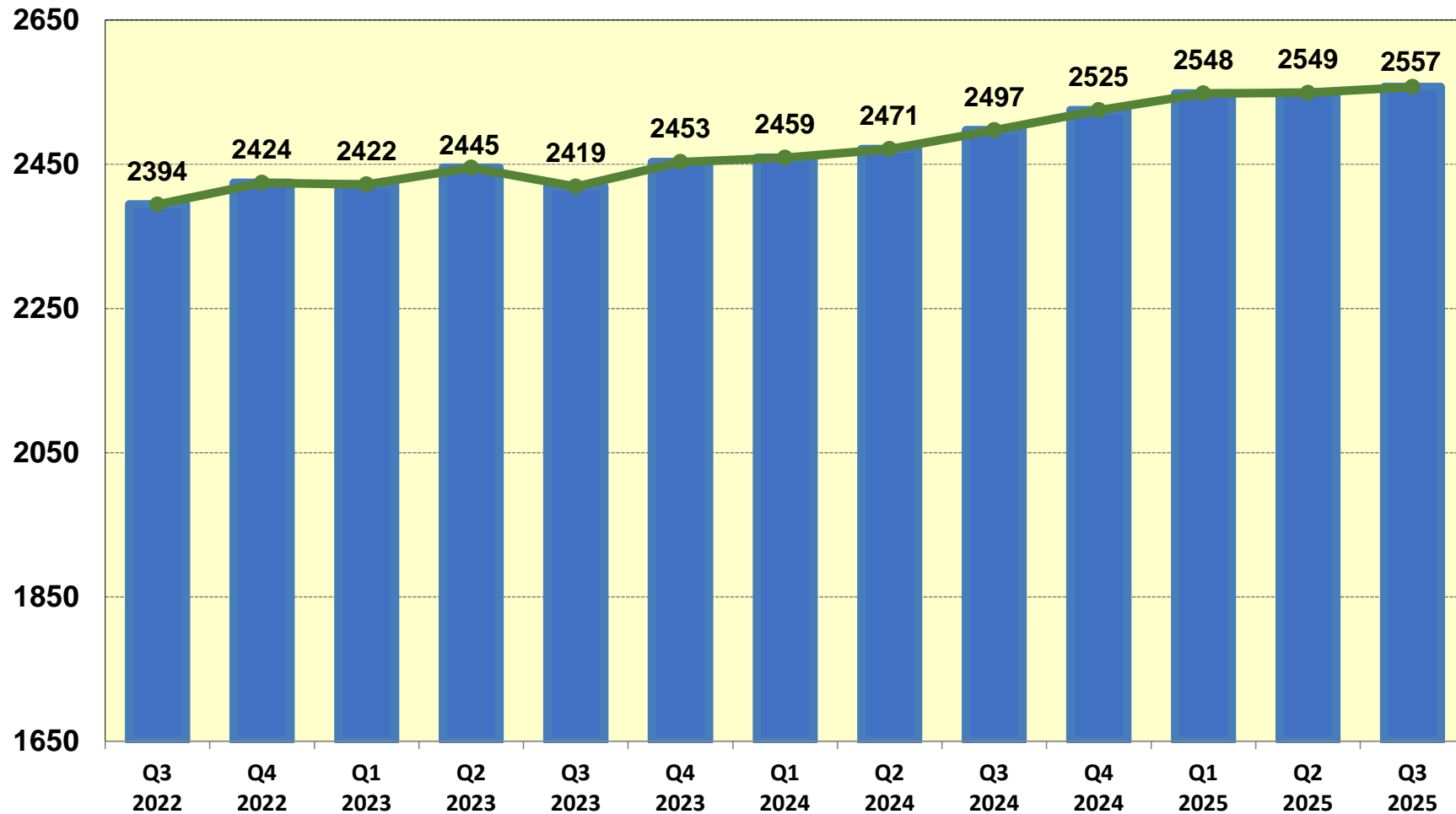


PCMH Program Trends-Practices & Sites



PCMH Program Trends - Providers

PCMH Total Participating Providers/Practitioners by Quarter
Quarter ending September 2022 through September 2025



CPTS Practice QI Engagement

■ Measurement year (MY) 2025 QI Activity Summary¹

	PCMH	Glide Path	FQHC	TOTAL
Contacted Practices	91	9	15	115
Engaged Practices	79	9	15	103
Engagement Rate	87%	100%	100%	90%

■ Measurement year (MY) 2024 Final Results

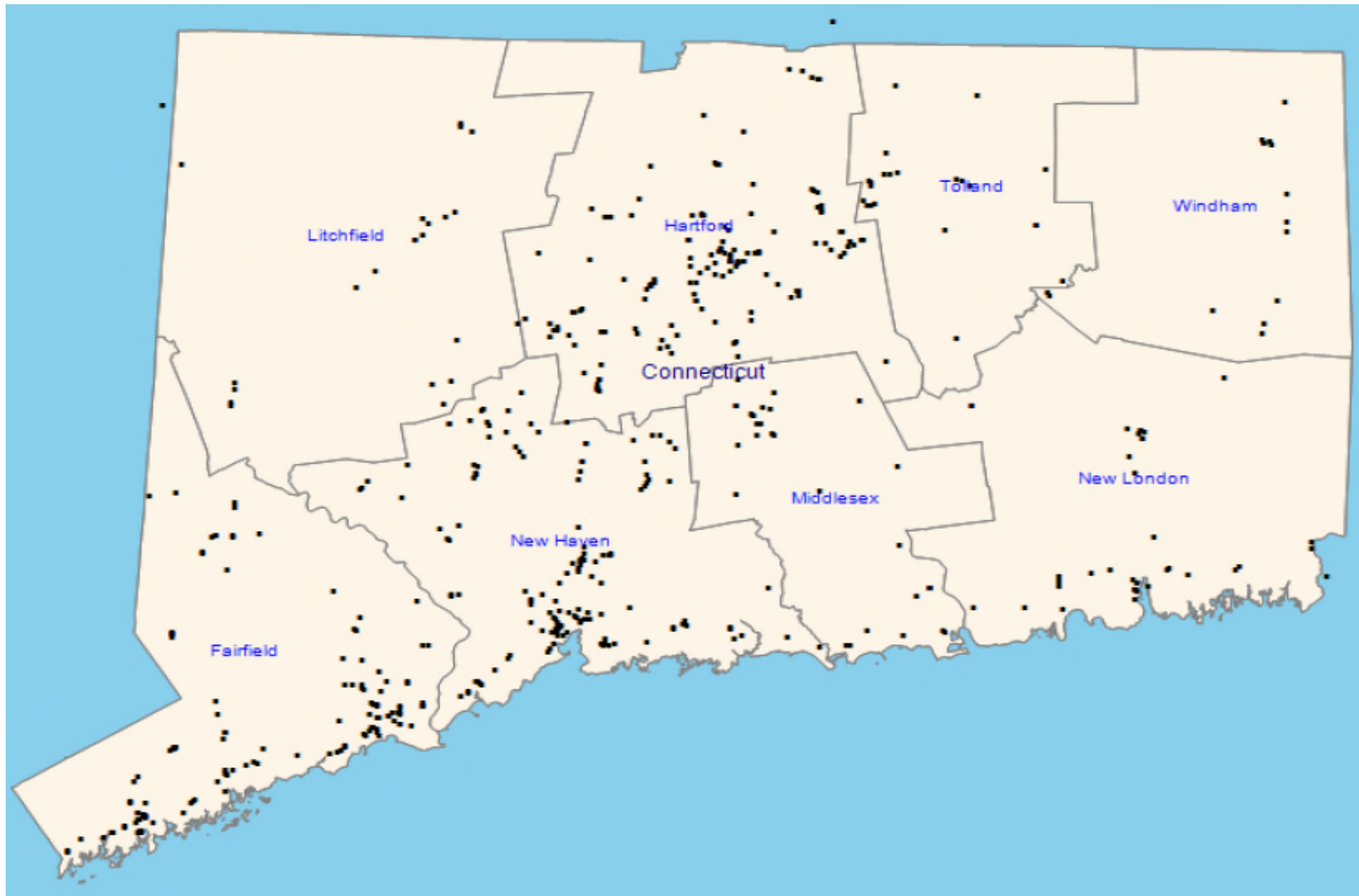
- 91 engaged PCMH practices (increase of 22 practices from 2023)
- Improved 37 different measures
- Overall, a 3% - 57.5% net rate increase was demonstrated

¹ Results reflect Q.I. activity from January 1, 2025, to November 30, 2025.



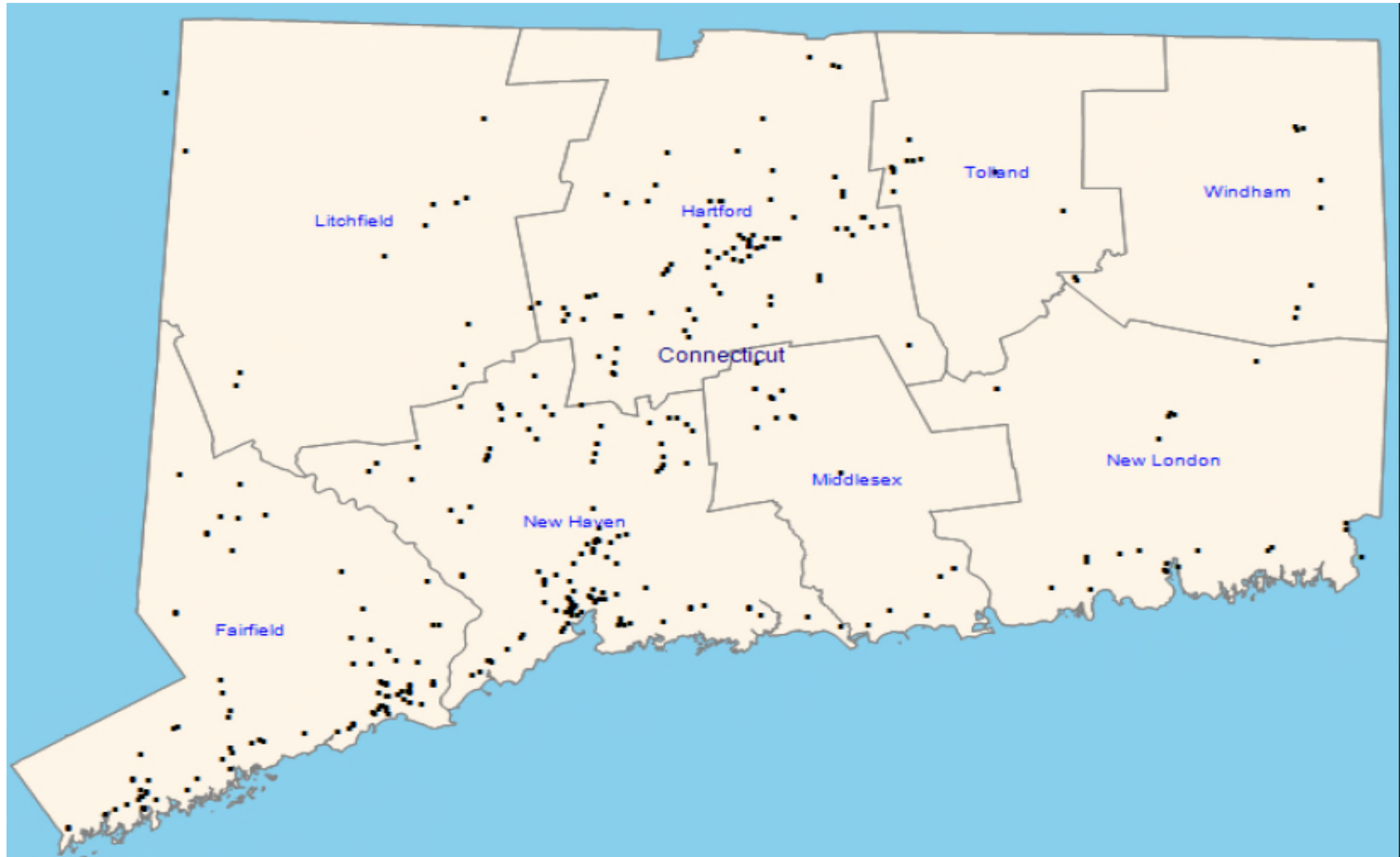
PCMH Practice Site Locations

All PCMH Program Practice Site Locations

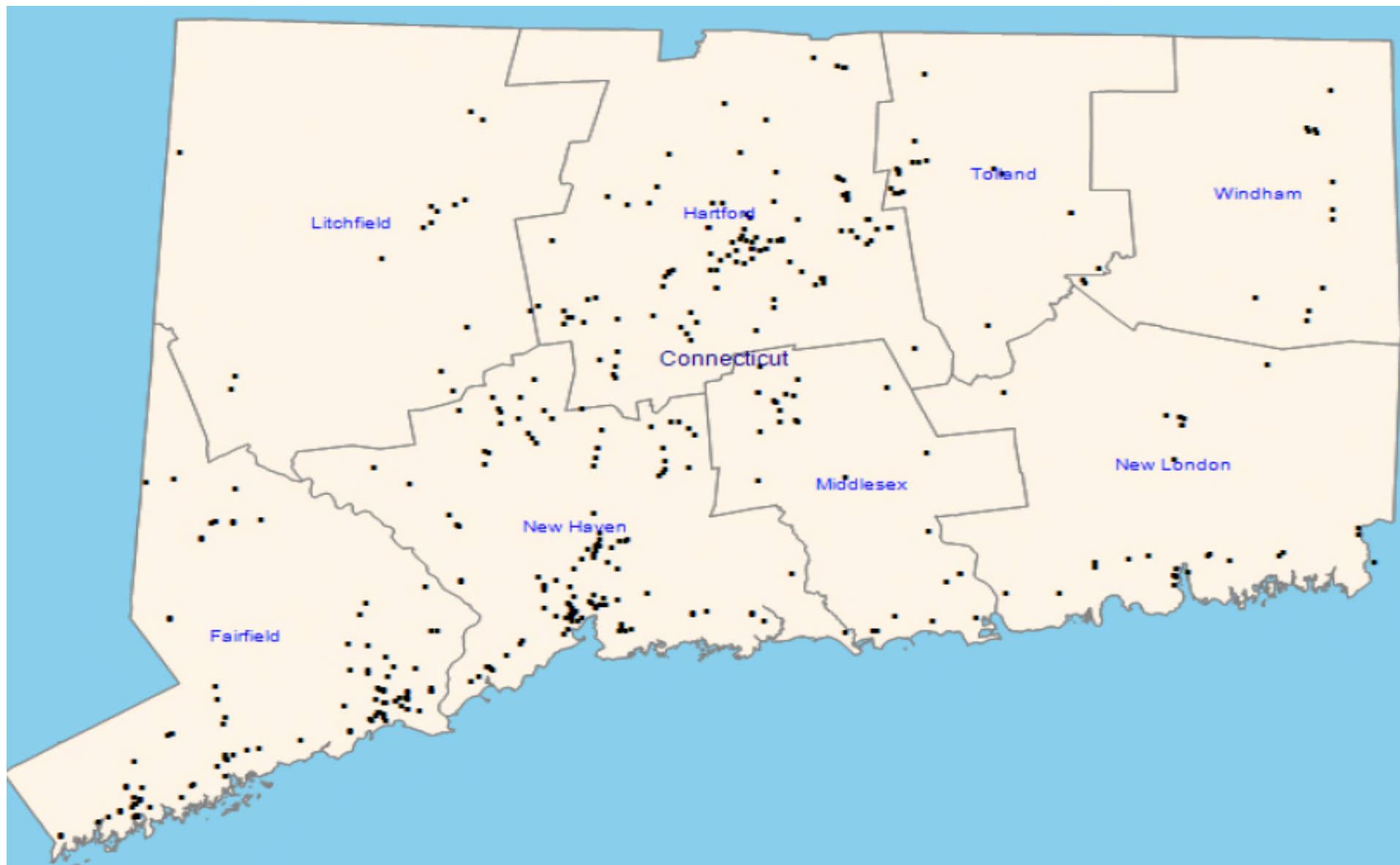


Note: Data is as of September 30, 2025. Maps are updated Quarterly

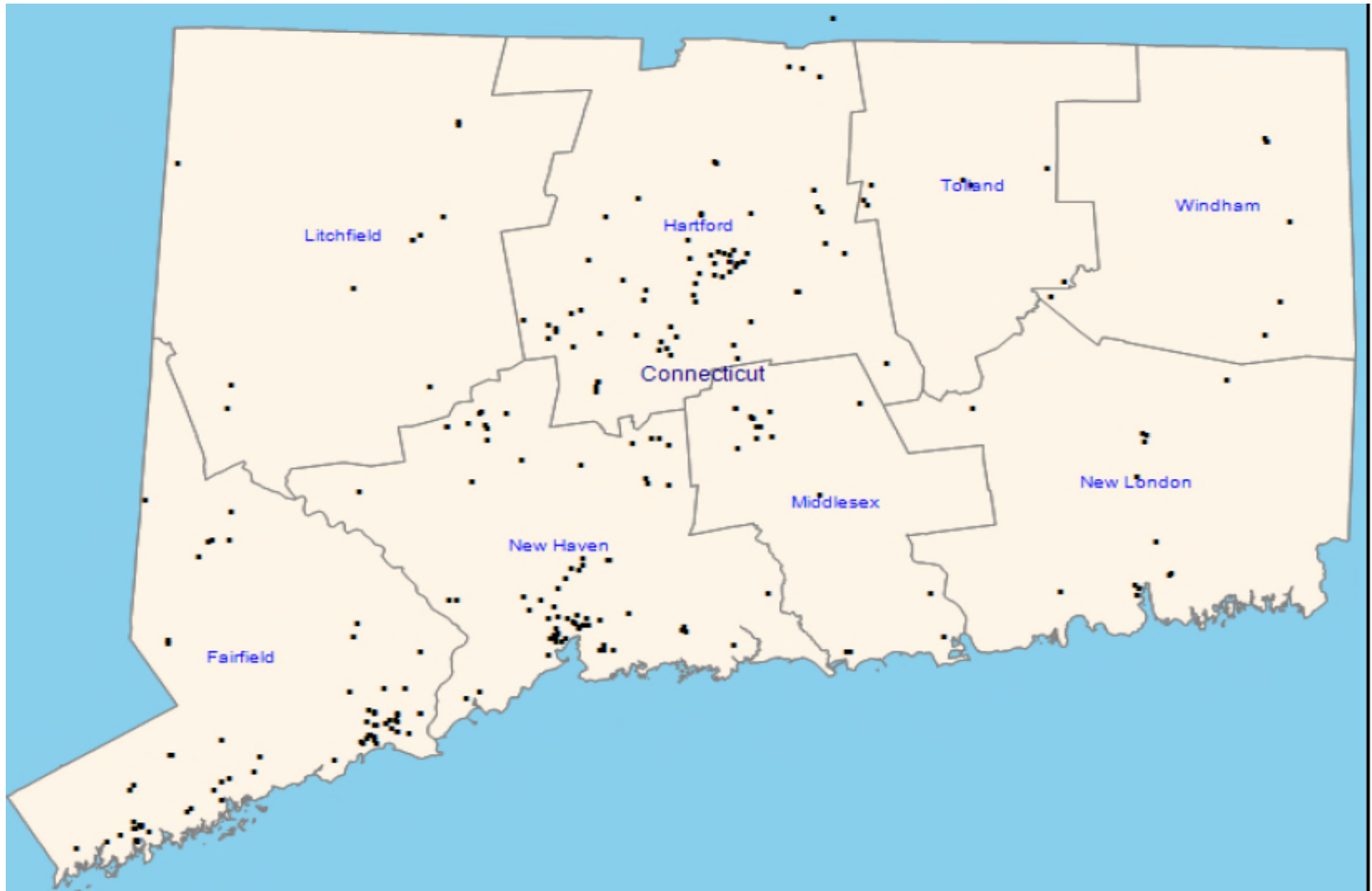
Internal Medicine PCMH Program Practice Site Locations



Family Practice PCMH Program Practice Site Locations



Pediatric PCMH Program Practice Site Locations



Note: Data is as of September 30, 2025